



JOURNAL OF BIOLOGICAL REGULATORS & HOMEOSTATIC AGENTS

EDITORIAL

## 5G Technology and induction of coron

M. Fioranelli<sup>1</sup>, A. Sepehri<sup>1</sup>, M.G. Roccia<sup>1</sup>, M. Ja  
K.M. Lomonosov<sup>3</sup> and T. L

<sup>1</sup>Department of Nuclear, Sub-nuclear and Radiation Physics,

<sup>2</sup>Central Michigan Saginaw, Michigan, USA; <sup>3</sup>Department  
Sechenov First Moscow State Medical Unive

*Received May 13, 2020 – Accepted*

**In this research, we show that 5G millimeter waves could b  
like antennas, transferred to other cells and play the main role  
cells. DNA is built from charged electrons and atoms and has a  
could be divided into linear, toroid and round inductors. Inducto  
waves, move and produce some extra waves within the cells. 7  
shapes of hexagonal and pentagonal bases of their DNA sou**

### Related titles



related viruses that cause diseases in mammals and birds. In humans, coronaviruses cause respiratory tract infections that can be mild, such as some cases of the common cold (among other possible causes, predominantly rhinoviruses), and others that can be lethal, such as SARS, MERS, and COVID-19. Among them, COVID-19 is an enveloped virus with a positive-sense single-stranded RNA genome and a nucleocapsid of helical symmetry. The genome size of coronaviruses ranges from approximately 27 to 34 kilobases, the largest among known RNA viruses

this virus cells (6). some way the skin between technolog A new between technolog in which millimete

*Key words: dermatologic antenna; COVID-19; 5G technolog*

*Corresponding Author:*

Dr Massimo Fioranelli,  
Department of Nuclear,  
Sub-nuclear and Radiation Physics,  
Guglielmo Marconi University,  
Via Plinio 44-00193, Rome, Italy  
e-mail: m.fioranelli73@gmail.com

This publ

3

4

M. FIORANELLI ET AL.

band uses a similar frequency range as the predecessor, 4G. 5G millimeter wave is the fastest, with actual speeds often being 10 Gbit/s down. Its frequency

technolog DNAs w



speeds often being 1–2 Gbit/s down. Its frequencies are above 24 GHz, reaching up to 72 GHz, which is above the extremely high frequency band's lower boundary. Millimeter waves have shorter range than microwaves, therefore the reactive cells are those with smaller size (8-10). Consequently, biological cells also could act like a receiver for these waves. Many researchers have considered the effects of 5G technology on human health. For example, it has been shown that 5G mobile networking technology will affect not only the skin and eyes, but will have adverse systemic effects as well (11). In another

study, it was argued that 5G technologies cause great harm to human health. Cancer is only one of the many problems. 5G causes 720 (factorial) different diseases in human beings, and can kill everything that lives except some forms of microorganisms (12). To consider the effects of 5G millimeter waves on biological systems, we propose a model which describes the process of exchanging waves between 5G towers and host cells.

To date, some researchers have tried to propose a model for using waves in extracting information within cells (13, 14). These waves could be transverse electromagnetic fields or longitudinal ultrasound waves. A DNA is built from charged particles and according to laws of physics, by any motion of these particles, some electromagnetic waves emerge (15). Also, the structure of a DNA is similar to the structure of an inductor (16) in a receiver and can produce some waves. Thus, a DNA could emit some waves and interact with external waves. However, most waves have a length more than the size of cells and pass them without any effect. Only limited waves with lengths smaller than millimeter could

and move  
and pent  
some bas  
join to ea

*A mechan.  
dermatolo*

Skin c  
These fibe  
which ca

produce s  
currents a  
other dern  
On the oth  
and transfi  
cells could

An an  
wavelengt  
in 5G tecl  
antennas.

enter the  
it has been  
and receiv  
within a c  
external w  
like melar  
technolog  
on some g

The q  
technolog  
like COV  
we shoulc  
and its en

penetrate into cell membrane and interact with DNA inductors. These wavelengths could be observed in 5 G technology. Thus, towers in this technology could exchange waves with DNAs within cells and produce various types of diseases such as COVID-19. In this study, we propose a mechanism for exchanged waves between towers and host cells to obtain effective wavelengths. In our method, skin cells act as dermatologic antenna, take waves in 5G

electrons. and emit e its atoms physics, b waves em and magr devices w cell is sim coils arou

**Fig. 1.** *Some waves in 5G technology could be taken by dermatologic antennas, however radio waves could not pass t*

**Fig. 2.** *Waves in 5G technology pass the cell membranes and contribute to gene expressions*

**Fig. 3.** *A similarity between different states of DNA with different types of inductors*

inductor. Also, by coiling around another axes, a DNA becomes very similar to round inductors (Fig. 3).

A DNA coils several times around different axes within chromosomes and produces different types of inductors and electronic devices. Thus, any state of a DNA is similar to a type of an inductor and emits a special wave. Some of these waves are linear, some are curved and others have toroidal shapes (Fig. 4).

A DNA, as an electronic device within a cell, could exchange waves with medium, especially when an electromagnetic wave passes the cell membrane and the nuclear membrane, it induces an extra magnetic field

within the DNA inductor and interacts with its fields. This interaction causes extra motions of this DNA, and through the motion of this DNA, its charges move and emit electromagnetic waves. The wavelength of emitted waves from a DNA is equal or less than its size within a cell. Also, shapes of radiated waves by a DNA have direct relations with the shapes of their genetic source. A DNA is formed from hexagonal and pentagonal manifolds; thus, its emitted waves have hexagonal and pentagonal shapes. These waves produce hexagonal and pentagonal holes within the liquids of a nucleus and a cell. To fill these holes, hexagonal and pentagonal molecules are built. These extra hexagonal and pentagonal bases may join to each other and form structures like RNAs of COVID-19 viruses. To produce these viruses, it is necessary that the wavelengths of external electromagnetic fields be equal or less than the size of a cell. For this reason, 5G technology

waves could have the main role in COVID-19, however radio waves could have an effect on the evolutions within a cell (1)

## RESULTS

### *Effective wavelengths within a cell*

We propose a model to obtain a particular amount of effects of external fields of cells within a cell. This probably depends on the number of microstates of a DNA.

$$P_{DNA} = \Omega_{DNA, EM} / \Omega_{DNA, tot} \quad (1)$$

Where  $\Omega_{DNA}$  is the probability number of microstates which are interaction between DNAs and waves, and  $\Omega_{DNA, tot}$  is the total number of microstates. These microstates have direct entropies:

$$S_{DNA} = K_S \text{LOG} (\Omega_{DNA, EM}) \quad (2)$$

Where  $S_{DNA}$  is the entropy and  $E_{DNA}$  is the energy. On the other hand, entropies have with energies:

$$S_{DNA} = E_{DNA} / T_{cell} \quad (3)$$

Where  $E_{DNA}$  is the excited energy,  $T_{cell}$  is the temperature within a cell. The energy of a DNA depends on the linear and curved of hexagonal and pentagonal bases

$$E_{DNA} = U_{B, linear, 5} V_{B, linear, 5} + U_{B, curved, 5} V_{B, curved, 5} + U_{B, linear, 6} V_{B, linear, 6} + U_{B, curved, 6} V_{B, curved, 6}$$

**Fig. 4.** *A DNA within the nucleus acts as the inductor and emits magnetic waves*















# Reward Your Curiosity

Everything you want to read.  
Anytime. Anywhere. Any device.

Read free for 7 days

No Commitment. Cancel anytime.




## Share this document



## Related Interests


[Waves](#) [Electromagnetic Radiation](#) [Inductor](#) [Virus](#) [Cell \(Biology\)](#)

## More From Jamie White




**White House letter to Nancy Pelosi**

UPLOADED BY  
 charliesperring



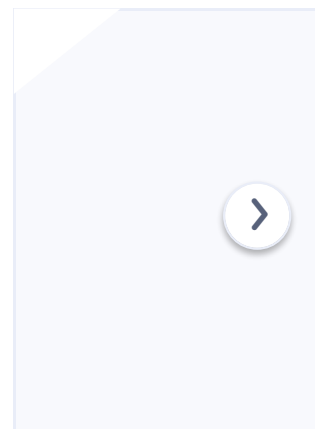
**Barr Resolution 6.30.20**

UPLOADED BY  
 Jamie White



**Opening Communication -...**


UPLOADED BY  
 Ashlee



**Rice 234986**

UPLOADED BY  
 Jamie White


# Popular in Cell (Biology)



## Cell Division

UPLOADED BY


 Daniela Vilches ...



## Cell Transport Review ANSWERS (1)

UPLOADED BY

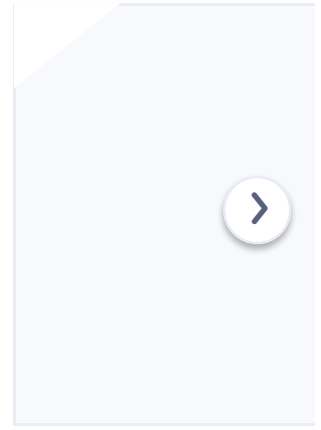
 Anonymous pUJ...



## Gerontology Definitions and...

UPLOADED BY

 bezarun



## 11-Biology-exemplar chapter-8

UPLOADED BY

 Jeny Sharma

### ABOUT

[About Scribd](#)

[Press](#)

[Our blog](#)

[Join our team!](#)

[Contact Us](#)

[Join today](#)

[Invite Friends](#)

[Gifts](#)

[Scribd for Enterprise](#)

### SUPPORT

[Help / FAQ](#)

[Accessibility](#)

[Purchase help](#)

[AdChoices](#)

[Publishers](#)

### LEGAL

[Terms](#)

[Privacy](#)

[Copyright](#)

